

Duke Energy Electric Transportation

November 2017

Lang Reynolds – Electric Transportation Manager



Electric Transportation = Economic Development

- Fuel and maintenance cost savings remain in-state.
- Improved air quality facilitates continued industrial recruitment.
- Automakers are expanding electric drive manufacturing and supply chain.
- Downward rate pressure preserves attractive electricity costs.

Electric Transportation Market – Not Just EVs

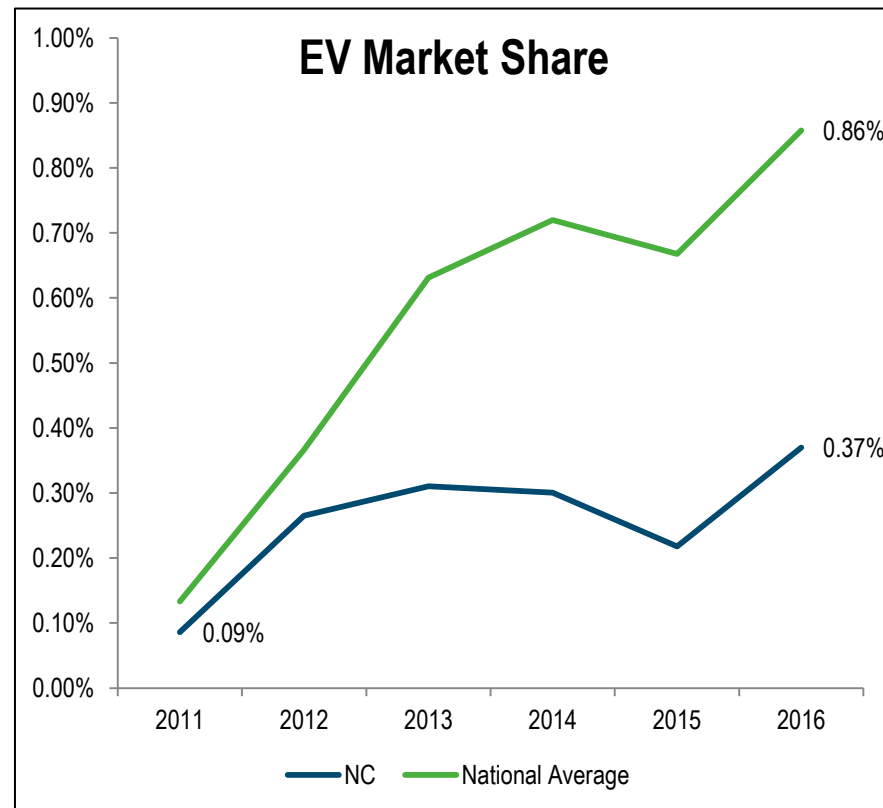
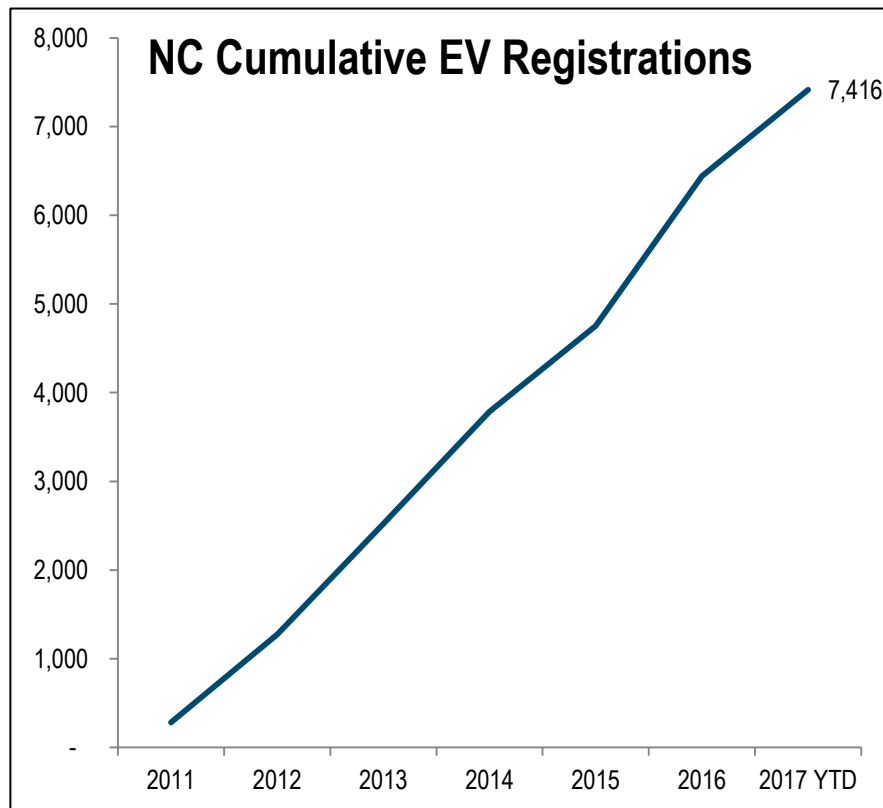
- Road



- Non-Road

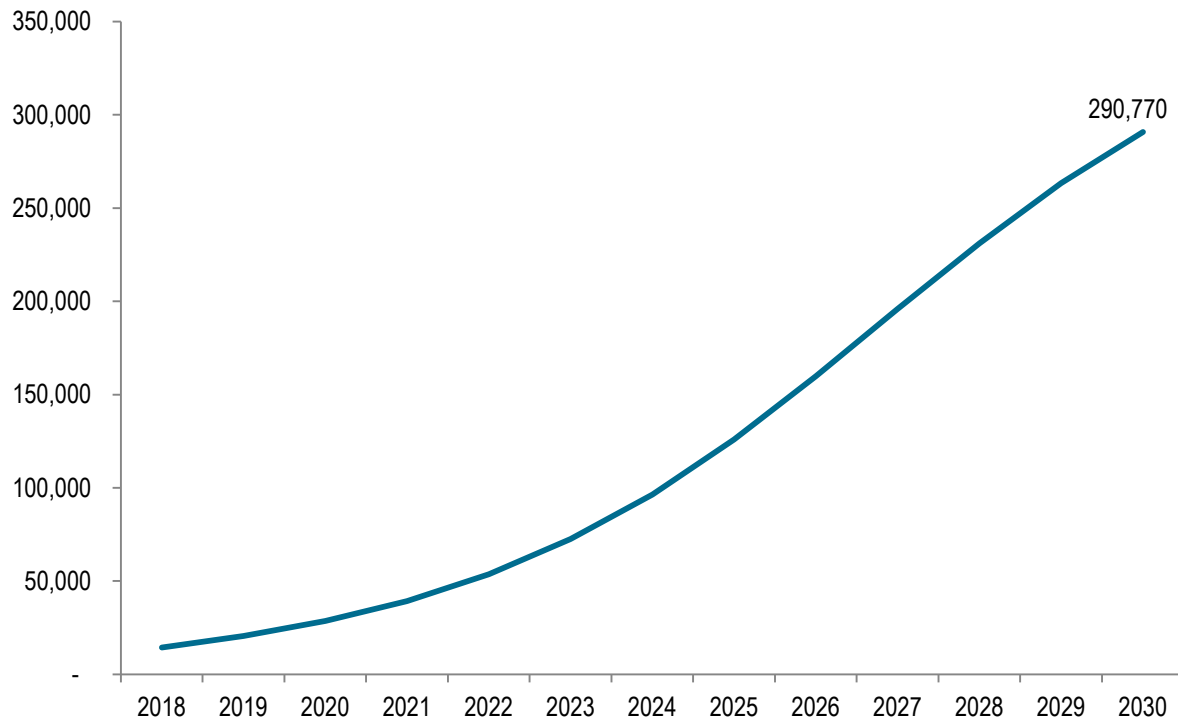


North Carolina – EV Sales Trends



Future Growth and Grid Impacts

Current Forecast: Cumulative DEC+DEP EV Registrations



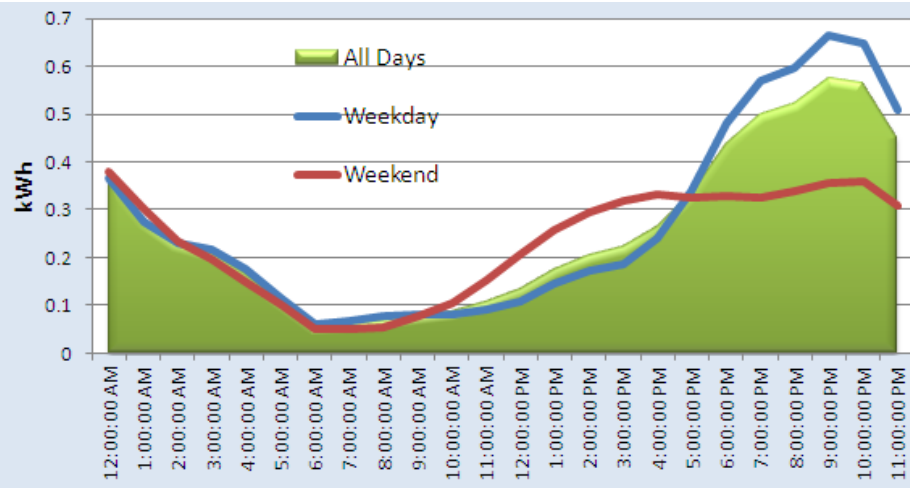
Current Forecast: 2030 Peak Load Impact (Unmanaged)

Summer	(HE17)	DEC 79 MW DEP 44 MW
Winter	(HE08)	DEC 11 MW DEP 6 MW

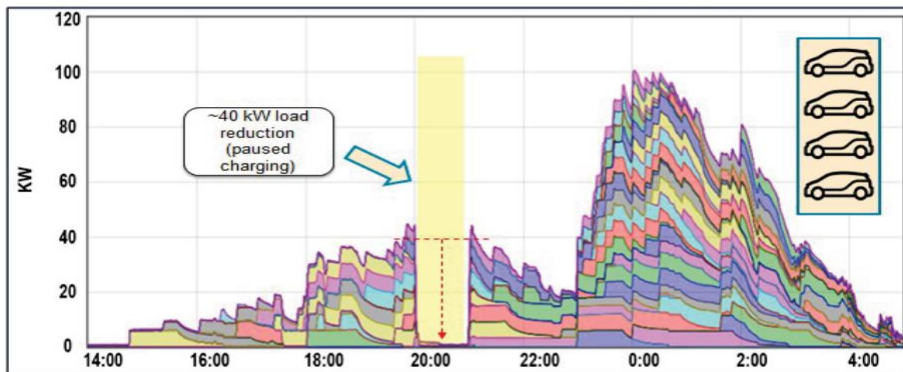
Grid Impacts of Electric Transportation

- Managed charging loads are key to maximize grid benefits of EV charging.

Unmanaged



Managed

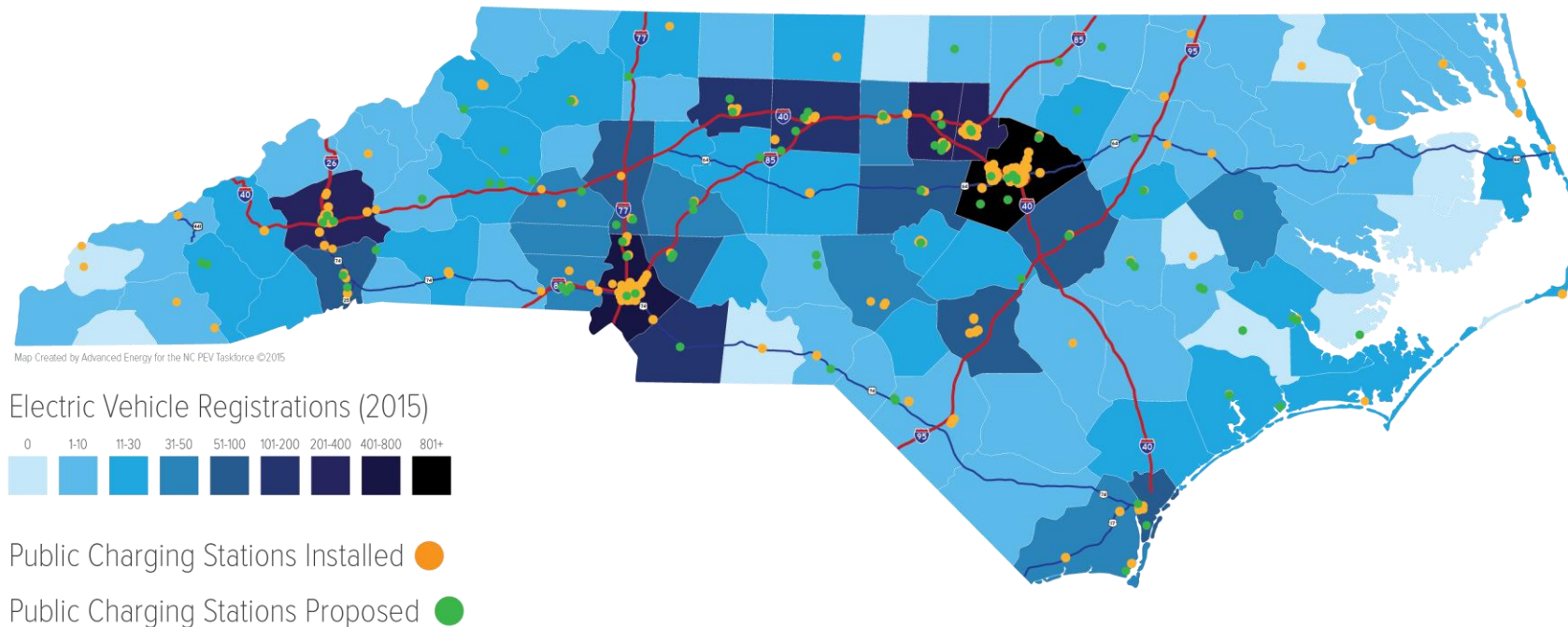


Duke Energy Initiatives Past and Present

- ChargeCarolinas:
2012-2013 DE installed +100 residential L2 EV charging stations.
- EEI Fleet Electrification Commitment:
5% of all fleet purchases must be plug-in electric (DE fleet >10,000 vehicles).
100% of new sedans are now plug-in electric.
- Electric Transportation Infrastructure Grants (NSR Settlement).
\$3.0M total to be distributed 2017-2021
 - \$1.0M - 200 public L2 EV charging stations.
 - \$1.5M - Truck Stop Electrification and Electric Transport Refrigeration Unit deployment.
 - \$0.5M – Electric transit bus charging infrastructure.

NC EV Charging Infrastructure Grants

North Carolina Electric Vehicles & Charging Stations



Electric Vehicle Data Source: National Renewable Energy Laboratory, R.L. Polk, 2015 (data pulled by Triangle Clean Cities Coalition)
Charging Station Data Source: AFDC Alternative Fueling Station Locator Data, U.S. Department of Energy

Future Considerations

- **Electrification of transportation is a global trend.**
- **North Carolina lags other US states in adoption of electric transportation.**
- **No adverse grid impacts have been experienced from EV adoption; none are expected in the near future.**
- **Current regulatory environment does not favor encouraging adoption.**
 - Found Revenue Clause

Automaker OEM Electrification Announcements

OEM	Year	Mild Hybrid	Regular Hybrid	EV (PHEV/BEV)	Total Models	Quote
Volvo	2019	X	X	X		"All cars from 2019 will have an electrified option."
Jaguar / Land Rover	2020	X	X	X		"Every vehicle from 2020 will have an electrified version."
Lincoln	2022	X	X	X		"Electrified versions of its models."
Ford	2023	X	X	X	18	"18 electrified models in five years (Ford Corp)."
BMW	2025	X	X	12	25	"25 electrified vehicles by 2025"
Mercedes	2025	X	X	10		Up to 25% of production by 2025."
Aston-Martin	2025			X		"Electrify all production cars in 2025."
Hyundai	2025	X	X	X		"10% of sales will be electrified by 2025."
Audi	2025	X	X	X		"30% of sales will be electrified by 2025."
VW Group	2025			X	30 80	"Launch 30 80 electric cars globally among VW's brands by 2025. Investing \$10B \$24B."
Uber	2020		X	X		"All-electric or hybrid in London by 2020."
Uber	2025			X		"All-electric or plug-in hybrid in London by 2025."

Aggressive Global Commitment to Transportation Pollution

Country	Year of Proposed Ban
Norway	2025
Netherlands	2030
Germany	2030
Scotland	2032
UK	2040
France	2040
India	2030

City	Year of Proposed Ban
Stuttgart	2018*
Munich	TBD
Oslo	TBD
London	2025
Madrid	2025
Paris	2025
Athens	2025
Mexico City	2025

Barriers to Adoption

Awareness

Infrastructure

Cost